



**1A Thu. 6pm-10pm
Fri. 8am-3pm
Little Bit Traditional
Ruth Garcia**

Students will use dyed pre-tapered reed staves to insert into a cherry base on a class mold. Basket is woven with fine cane and accented with round reed, wide cane, dyed hamburg cane and a cherry strip that is woven with cane on a cross over design. Dyed reed rim, a cherry handle with bone washers and knobs complete the basket. Base and handle will be pre finished. 6"D x 4 1/2 "H w/o handle
Intermediate
12 hrs. \$150.00



**2A Thu. 6pm-10pm
Waxed Linen Necklace
Linda Scherz Allen**

Students will have fun creating their own design as they weave the basket. Twine the mini base with 4 ply waxed lined and continue twining the sides as you random weave with beads and waxed linen. The "chain" is braided-beaded or a combination of both. Special tools: small sharp scissors, large needle.
7/8" W x 1 1/4" H plus neckcord
Beginner
some weaving experience
4 hrs. \$40.00



**3A Thu. 6pm-8pm
Sticky Rib Things
Anne Bowers**

Beginning with a cool stick and lots of weaving materials, students will make a ribbed "hammock". Ribs woven with one end separate from stick until weaving is complete. Yarns, twine, leather, reed, seagrass, naturals, waxed linen will all be used.
9" x 10" size may vary
Beginner/Intermediate
2 hrs. \$30.00



**4A Thu. 6pm-10pm
Posey Pot
Jane McCall Brinkman**

Basket is woven with wooden base attached to flower pot. You pick color combination of spokes and choose the weaving pattern! Great opportunity to learn weaving choices based on number of spokes used. Special tools: both small and regular clamps. c
6" H x 6"D
Beginner/Intermediate
4 hrs. \$30.00



**5A Thu. 6pm-10pm
Shaker Pincushion
JoAnn Kelly Catsos**

This basket is based upon an antique pincushion at the Shaker museum in Chatham, NY. Weave with precisely prepared black ash splint over a wooden mold and learn the sawtooth rim. Pincushion is filled with fleece (choice of colors). Special tools: Student toolbox is provided.
1 3/4" deep x 2 1/2 " dia
Beginner/Intermediate
4 hrs. \$49.00



**6A Thu. 6pm-8pm
Hot Mat
Tonya Cubeta**

This charming hot mat is easy and a fun beginning to Guilders Weave. Frames are made by my husband. A 3 x 3 twill makes the mat.
Beginner
some weaving experience
2 hrs. \$30.00



7A Thu. 6pm-8pm
Decorative Handle Wrap Techniques
Pati English

Select two 8" x 12" oak handles, with other size handles available. Learn 2 or more handle wrap techniques utilizing chair cane, flat and flat oval natural and dyed reed. Wrap the double or triple strand braid design or choose a twill handle wrap, flying geese/arrow wrap, or the colorful checkerboard wrap. Learn how to start, add on and how to end the design. Enjoy putting these skills to use on your baskets longing for a wrapped handle. The comfortable and decorative handle designs add that extra touch to your woven baskets.
 8" W x 12" H Beginner/Intermediate
 2 hrs. \$33.00



8A Thu.6pm-10pm
Knots Purse
Patty Feather

Have you been looking for a large basket purse you can actually use? Flexible rim, leather tied on handles. Embellished with square knots and leather button closure. Purse can be made smaller if desired. Liners will be available upon request. Students will learn to make knots and will possibly add to basket after class.
 6" x 15" x 8 1/2"
 Beginner/Intermediate
 4 hrs. \$60.00



9A Thu. 6pm-10pm
6" Round w/ Lid
Jim Kent

Striped Cherry, all Cherry and cane with custom rim-handle attached with bone knobs, topped off with Cherry lid.
 6" Dia x 6" T
 Beginner/Intermediate
 4 hrs. \$125.00




10A Thu. 6pm-10pm
Basket of Virtue
Sharon Klusmann

This tall striking basket hangs and is beautiful filled with greenery and berries for all seasons. It has a woven round base with a few rows of twining. The sides are continuous weaving with a simple over 2 under 2 twill. Shaping is emphasized. Make your own round reed handle in the back and embellish with grapevines, pip berries, pine cones and either a "Faith" "Hope" or "Love" antique cookie cutter. Available in burgundy, black, hunter or navy. Please specify cutter and color preference.
 15 1/2" H, 4 1/2" Dia at top
 Beginner/Intermediate
 4 hrs. \$45.00



11A Thu. 6pm-10pm
Bunch of Brushes
Mary Normand

Students will use processed broomcorn to create a variety of hand brooms and brushes. From a traditional whisk broom to pot scrubbers and cake testers, they will prove handy and make great gifts. Special tools: Most tools provided, but a sharp knife is a plus.
 5" to 8"
 Beginner



12A Thu. 6pm-10pm
Thanks to the Barter
Joyce B. Smith

Miniature paper baskets of various shapes/styles. At least two baskets should be completed in class. Baskets can be woven very small or larger version. Special tools: small sharp scissors, small packing tool
 sizes vary
 Beginner
 some weaving experience
 4 hrs. \$30.00



13A Thu. 6pm-10pm
Cedar Berry Basket
Pam Talsky

Learn the joy of weaving with prepared western red and Alaskan yellow cedar bark hand harvested by the instructor in Thorne Bay, Alaska. With this basket you will learn traditional Haida techniques for preparation and weaving with cedar. Materials will be prepared and ready for you to weave. Special focus is placed on the unique style of Haida twinning and adding in of weavers. Plaited weaving with a continuous 2/2 twill pattern shows off the lovely sheen of the cedar. A solid woven bottom and beaded accent make for a beautiful finish. Students will learn to make cordage for handles out of yellow cedar. Special tools: small awl, good scissors, towel, spray bottle and copper micro clips may be helpful.
 3 1/2" H x 2 1/2" Dia x 4 1/2" H w/handle
 Beginner/Intermediate 4 hrs. \$50.00



14A Thu. 6pm-10pm
Latte
Barbara Weber

This basket takes its name from the colors of reed used for spokes and weavers. The oak base has coffee-colored spokes and natural-colored weavers are chase woven up the sides. Three rows of space-dyed reed complete the effect. Techniques for controlling the bowl shape are discussed. Slower weavers may need to finish the lashing outside class.
 10" D x 3 3/4" H
 Beginner
 some weaving experience
 4 hrs. \$45.00



20A Thu. 6pm-8pm
Random Antler
Karen Zane

Choose a framed antler and random weave around the frame adding embellishments to create a lacy unique art piece. A fun class to relax and enjoy creativity.
 4" - 6" antler
 Beginner
 some weaving experience
 2 hrs. \$20.00



2B Fri. 8am-5pm
Harvest
Linda Scherz Allen

Students will twine a 16 over 16 base with 7 ply waxed linen and continue twining the sides with 7 ply waxed linen and beads. Linda will teach you her techniques for changing colors, spiral and stacking bead embellishment and shaping as you weave. Depending on students experience they may or may not complete in class. Special tools: small sharp scissors, large needle
 2" base x 1 1/2" H
 Intermediate/Advanced
 8 hrs. \$70.00




3B Fri. 8am-5pm
Antique Flower Basket
Anne Bowers

This remake of an antique floral basket will hang on a wall or door for display. The cone shape begins with a hand turned wood finial. Weaving changes from flat to round reed, wicker techniques. Topped with a heavy reed hanging loop, basket can be painted at home.
 23" x 13"
 Intermediate/Advanced
 8 hrs. \$85.00



4B Fri. 8am-4pm
Chocolate Drop Purse
Jane Brinkman

Basket is woven on an oval wooden base with natural and dark brown dyed reed. Shaping is emphasized, and basket is finished with shaker tape handles.
 8 1/2" H x 10" L x 7" W
 Intermediate
 8 hrs. \$48.00



5B Fri. 8am-3pm
Cloverleaf Bowl
JoAnn Kelly Catsos

Weave with finely prepared black ash sapwood over a wooden mold, creating contrast with darker heartwood stakes. Quadrofoil twill pattern is inspired by antique Shaker basket. Single lashed Cherry rims complete this beauty. Special tools: student toolbox is provided
 4 1/3" dia x 1 3/4" deep
 Intermediate/Advanced
 6 hrs. \$73.00



16B Fri. 8am-5pm
Rectangle Double Wall w/ curls
Cathy Comer

Students will learn a 2/2 twill base and double wall construction. The curls are added last. This basket is one of the simpler double wall baskets.
 9" x 13" x 12"H
 Intermediate/Advanced
 8 hrs. \$42.00



7B Fri. 8am-5pm
Sampler Seven Cherokee Wheel Basket
Pati English

Learn 7 techniques from start to finish. Weave a large rectangle filled-in base without splitting filler spokes. Create overlays in one or two colors of your choice. Experiment with round reed in double four rod wale as a border for the focal point Cherokee wheel. Wide and narrow flat dyed reed add background color for the wheel. Finish with cable stitch rim border, choice of arrow handle wrap or other handle designs offered. Optional interlocking v-knot handle grip.
 11" W x 14" L x 9" H (14" H w/handle)
 Intermediate
 8 hrs. \$95.00



8B Fri. 8am-5pm
Natural Star Basket
Patty Feather

The start of the base in this basket is a reproduction of an antique basket given to Vicki Worrell. Leather, tortoise shell cane and pine needles are woven into this basket to give it a unique natural look. A continuous between-weave twining method will be learned. Dyed and natural reed are also used with a basic start-stop weaving. Leather handles are added to the rim along with pine needles laced in a wheat stitch with dark brown sinew.
 13" Dia x 11" H
 Intermediate
 8hrs. \$87.00



9B Fri. 8am-5pm
Nantucket Tote
Jim Kent

Cherry staves will be pre-inserted in a class mold. Braided leather handles will be attached with bone knobs. You have a choice of weaving plain or double diamond design.
 9 1/2" H x 10" x 5" oval
 Beginner/Intermediate
 8 hrs. \$135.00



10B Fri. 8am-5pm
Criss Cross Swing Handle
Sharon Klusmann

The practicality of this basket is immense. It has a woven base and double sets of spokes to make it very sturdy to carry heavy items or all your yarn and quilt squares. The basic color is black but accented with burgundy, teal and purple reed and yarn. The majority of weaving is start/stop but you will learn to add double spokes and criss cross French randing. The swing handle inserts make it a great carrying basket.
 H w/o handle 11 1/2" x 9" W x 17" L
 Intermediate
 8 hrs. \$91.00



15B Fri. 8am-3pm
Not a Bushel-But a Peck
Jimmie Kent

From our Hilltop Collection-starts with a wood base, stakes inserted in the Nantucket style. S/S weaving, hand carved oak handles, maple curls for an eye appealing design. Hand shaping will be emphasized.


12" H w/ handle, 47" round, 14" Dia
 Beginner/Intermediate
 6 hrs. \$55.00



12B Fri. 8am-5pm
Petite Madelyn's Pouch
Joyce B. Smith

Necklace woven to hold credit cards and room keys. Woven using various materials such as brown ash, waxed linen, birch bark. Embellishments (beads, etc.) will be available at no extra cost. Can be woven on a mold. Special tools: small sharp scissors, small packing tool.

Intermediate
 8 hrs. \$75.00



13B Fri. 8am-5pm
Antler Bowl -lieveable
Pam Talasky

Starting with an antler, pre-drilled by the Instructor, students will weave with reed, cedar harvested in Thorne Bay, Alaska, sea grass, leather and a variety of natural materials. Hands on drilling techniques will be a part of the class. Information on tools, techniques and safety in drilling to get the desired results will be shared.

Each bowl will be a unique work fo art. Special tools: basket sheers, awl weave rite, water pail, towel, spray bottle and 2-4 clothes pins.

4"-8" H x 8" -12" Dia
 Intermediate
 8 hrs. \$105.00



14B Fri. 8am-5pm
Silk Fusion
Barbara Weber

Silk Fusion is a fiber technique adapted to basketry. Painted watercolor paper is cut into strips, which are then twined with waxed lined for the base. The base is attached to a mold and the sides are woven in a continuous 2 x 2 twill with more paper strips. After the basket is removed from the mold, fine strands of silk fiber are laid on the outer surface and fixed with a varnish mixture. A paper rim is attached with thread after the varnish has dried. Color choices will be available. This is a messy but fun basket. Special tool: apron, micro-clips, plastic to cover table. approx. 3 3/4" D x 2 3/4"H
 Intermediate/8 hrs. \$55.00



17B Fri. 8am-3pm
Split Decision
Sandy Whalen

This shaped basket uses split willow which is woven in a French rand. You have a choice of handles-either twisted (as shown) or willow rod handles-left natural, pegged and simply lashed together. Special tools: large beach or bath towel. 5" base to 6" opening, 12"-14" w/handle

Beginner/Intermediate
 6 hrs. \$85.00



20B Fri. 8am-5pm
Antler Basket
Karen Zane

Take any antler and make a frame that fits the antler so that the antler and basket flow together. The class is problem solving in making the basket flow with the antler. Each class has different sets of problems and each basket is unique in itself. The colors and materials that you use in a basket can add dimension and your own taste to that antler. Sufficient instruction and material will be given to complete the antler.


6" to 10" antler
 Intermediate/Advanced
 8 hrs. \$75.00



2C Sat. 8am-5pm
Explore Color
Linda Scherz Allen

Linda will teach you a different base, her technique for ending and beginning rows, changing color, a rolled rim and shaping as you weave with 7 ply waxed linen. You can follow the pattern or graph or explore by changing the sequence of colors. Students may or may not complete in class based on their weaving experience. Special tools: small sharp scissors, large needle .

2 1/4" base 2 3/8" H
 Intermediate
 8 hrs. \$69.00



3C Sat. 8am-5pm
Double Over Table Basket
Anne Bowers

This unique double walled basket is a round-reed lovers delight, beginning with Japanese weave in the center, students will learn how to bi-spoke, do three rod wale and reverse three rod wales, fold basket over into itself and end with a foot so basket sits well. Woven in vivid blue and green. Note: Colors appear different in the picture above. Pictured above purple and green.

17" x 4"
 Intermediate/Advanced
 8 hrs. \$85.00



4C Sat. 8am-5pm
Twilled Flower Pot
Jane McCall Brinkman

Basket is woven on wooden base attached to flower pot, using pot as the mold. Weaving is 2/3 twilled, with flower pattern woven with dyed 3mm reed. Will make a beautiful pot for your favorite house-plant! Special tools: small and regular clamps.

7 1/2" H 8 1/2" dia
 Intermediate/Advanced
 8 hrs. \$55.00



5C Sat. 8am-5pm
Cracker Basket
JoAnn Kelly Catsos

Weave with precisely prepared black ash splint over a wooden mold. Darker heartwood stakes and white sapwood weavers give this a sophisticated look. Corner stakes are split for a graceful shape. Cherry rims are single lashed. Student toolbox is provided.

12" L x 5" W x 2 1/2" D
 Intermediate
 8 hrs. \$105.00



16C Sat. 8am-5 pm
Round Wicker Basket
Cathy Comer

Students will learn a four three four round base woven in Japanese weave followed by a twined arrow. Students will learn triple twining, chase weave with round reed and sea-grass. The basket is finished with a woven border and handle. A footed border is added last. Experience in wicker weaving helpful. Special tools: scissors, needle nosed pliers and awl.

10" x 10" x 16"H
 Intermediate/Advanced
 4 hrs. \$40.00



7C Sat. 8am-5pm
Tote with a Twist
Pati English

A sturdy tote basket woven with a combination of flat oval and round reed on a 5" x 10" slotted wood base.

Horizontal bands of color in three rod wale are bordered by double stand braid weave, dyed round reed accents add texture in your choice of colors. Finish this pretty tote with a cable stitch rim border, dyed rim filler and instructor made teardrop handle with braid handle wrap.

7" W x 11" L x 8" H (15" w/handle)
 Intermediate
 8 hrs. \$89 .00



8C Sat. 8am-5pm
Cross Stitch Bushel Basket
Patty Feather

With three colors of dyed brown reed, the natural overlays make this basket "pop" with a criss-cross pattern. The difference between inside to outside gives the illusion of a double wall. Add leather handles to finish.

11" x 11" x 15"
 Beginner/Intermediate
 8 hrs. \$70.00



1C Sat. 8am-3pm
Broken Arrow Tool Caddy
Ruth Garcia

This delightful glass vase holds flowers, pencils or favorite basket weaving tools. Vase starts with tapered cane staves that are inserted into a pre-finished Cherry base. While weaving with fine cane, a reverse twill is introduced, providing a broken arrow accent in the center of the vase. Vase is completed with a one-piece, pre-finished Cherry rim. Special tools: a tool kit will be provided.

5" H x 4" Dia
 Intermediate/ 6 hrs. \$65.00



15C Sat. 8am-3pm
Chair Side Basket
Jimmie Kent

From our Hilltop Collection-starts off with a wood bottom. Learn a continuing simple twill weave. Arrow design at the top and finish off with a hand carved "Shaker" style handle. Very smart and durable basket.

17" H w/handle, 12"x9" oval top
 Beginner/Intermediate
 6 hrs. \$55.00



10C Sat. 8am-5pm
Divided Organizer
Sharon Klusmann

This design features a 3-sided 8" x 10" handle attached to an oval slotted base with 2 wooden dividers. You will learn wave weaving, how to build Gods eyes at each handle and embellish the top of the handle with a unique design.

8" W x 17 1/2" L x 10" H w/handle
 Intermediate
 8 hrs. \$ 95.00



18C Sat. 8am-3pm
Copper, At Last!
Judith Saunders

If you have previous bias experience, you can now learn the subtleties of bias plaiting with copper. 1/4" strips of "tooling" copper will be used to create this square-to-round basket complete with a layered rim. Special tools: 2 packs of Radio Shack's copper micro clips, small packing tool, cutters.

2 1/2" H x 2 3/4" x 2 3/4"
 Intermediate
 6 hrs. \$95.00



12C Sat. 8am-5pm
Mt. Lebanon Carrier
Joyce B. Smith

Shaker reproduction of a working basket. Woven with brown ash splint. Woven on a mold (not included). Special tools: sharp scissors, clamps (heavy).


15" x 9" x 10"
 Intermediate
 8 hrs. \$175.00



**13C Sat. 8am-5pm
Dresser Tray
Pam Talsky**

Students will select their own, one of a kind Alaskan Yellow Cedar Burl base to start. Then experience the joys of coiling with the specially prepared Glycerin pine needles and artificial sinew. Learning to form matching handles is part of the experience. The tray is the perfect size for your watch, jewelry and glasses. Each burl piece is unique and one of a kind gorgeous. Special tools: good small sewing scissors, good lighting is required, bring Ott light if you have one. The rest is provided by the instructor.

2" H x 8" L x 5" W
Beginner/Intermediate/8 hrs. \$95.00



**14C Sat. 8am-3pm
Copper Treasure
Barbara Weber**

This business card size basket is the second in a series of all copper baskets. Copper is a beautiful yet challenging material to work with. The base is woven in a 2x2 twill and then attached to a mold. The sides continue in a 2x2 twill where the challenge is the greatest as the copper wants to slide around. A copper rim is double lashed with copper wire. Lots of packing and patience are needed to make a successful basket. Patination techniques will also be discussed. Special tools: nylon jawed pliers, packing tool, microclips, sharp awl, basket shears.

4" L x 2" W x 1 1/4" H
Advanced/6 hrs. \$59.00



**17C Sat. 8am-5pm
Going Green
Sandy Whalen**

Weave this sturdy oval willow basket to take to your local Farmer's Market. It will hold all your purchases and be the envy of everyone there. Special tools: large beach or bath towel. 16" x 12" x 15" w/handle
Intermediate
8 hrs. \$95.00



**20C Sat. 8am-5pm
Grapevine Rib Basket
Karen Zane**

Make a rib basket using grapevine. Learn to trim ribs and shape the basket to fit the frame. Problem solve to create your own unique basket. You can be as artistic or as simple as you desire. Each basket will be a one of a kind. Sufficient instruction and material will be given to complete the basket.

varies
Beginner/Intermediate
8 hrs. \$60.00



**2D Sun. 8am-12pm
Footed Bowl
Linda Scherz Allen**

Weave this footed bowl with 7-ply waxed linen. Start with Linda's 8/8 spoke base and twine your design adding a beaded foot as you weave, continue up the sides and finish with a double braided rim. Linda will teach you her techniques as you weave her new design. Depending on students experience they may or may not complete in class. Special tools: small sharp scissors, large needle.

2 5/8" Dia x 5/8" H
Beginner -some weaving experience
4 hrs. \$38.00



**3D Sun. 8am-3pm
Pastry Blender Basket
Anne Bowers**

This cute basket begins with an antique pastry blender that forms the basis of a "uniquely yours" ribbed basket. Dyed ribs coordinate with handle colors, students will learn how to weave an "ear" add primary and secondary ribs and weave to a successful conclusion. Special tools: sharpened knife.

10" x 4" x 5 1/2" H
Intermediate
6 hrs. \$50.00



5D Sun. 8am-3pm
Chubby Cat
JoAnn Kelly Catsos

This chunky cathead is the smaller version of my 6" Classic Cat. Weave with precisely prepared black ash splint over a wooden mold and learn to form perfect "ears" on your cathead. Maple handle and rims complete this cutie. Student toolbox provided.
 4 1/4" Dia x 6 1/2" H w/handle
 Beginner/Intermediate
 6 hrs. \$73.00



6D Sun. 8am-12pm
Charming
Tonya Cubeta

This is woven with paper. Very challenging because the paper is so small. Come and make this beautiful piece of art that you can wear! **Chains will be available for purchase, not included.** Special tools: light if you have one .
 1" x 1 1/2"H
 Beginner/Intermediate
 4 hrs. \$30.00




7D Sun. 8am-2pm
April Showers Tote Basket
Pati English

Enjoy a shower of rainbow colors in tri-colored/space dyed reed; spring green, denim blue and purple or three colors of your choice. Learn space dye techniques, when and where to insert dyed overlays for color placement to create vertical and horizontal designs. Utilize an 8" square slotted wood base and a 10" flat top handle to create this square tote.
 10" W x 10" L x 7 1/2" H 12" H w/handle
 Intermediate
 6 hrs. \$79.00



8D Sun. 8am-12pm
Old Fashion Field Basket
Patty Feather

This reproduction field basket is often mistaken for a Shaker basket. A great basket for the beginner. An embroidery hoop is used to size the basket for the swing handle. Very basic skills will be learned with this basket.
 12" Dia x 8" H
 Beginner/Intermediate
 4 hrs. \$46.00



1D Sun. 8am-2pm
Small Hour Glass with Bow
Ruth Garcia

Students will weave over a glass vase with pre-shaped staves inserted into a cherry base. Vase is woven with copper wire and dyed Hamburg cane and accented with a copper wire bow. Vase is finished with a one piece cherry rim. Base and rim will be pre-finished with polyurethane. Special tools: A tool kit will be provided.
 8 3/4" H x 2 1/2" DIA
 Beginner/Intermediate
 6 hrs. \$45.00



10D Sun. 8am-2pm
Rainbow Hanging Pot
Sharon Klusmann

This rainbow colored pot hangs from a rope handle attached under the rim. Twining and triple twining will be learned as well as a unique twining in the center using space dyed flat oval and smoked round reed. Also learn a match stick rim and the fun 3-D woven flower embellishment. Great for hanging flowers or if you choose to not attach the handle, it can be used for all your needs.
 7" Dia at top x 5 1/2" H
 Beginner/Intermediate
 6 hrs. \$48.00



**19D Sun. 8am-2pm
Biscuit Passer
Brenda McCall**

Use a traditional egg basket weave on preformed rim to create this unique basket. Unusual handles and first spoke will already be in place. Add spokes to create this treasure to add to your table.
Special tools: awl, cutters, knife or sharp tool for shaping ends of spokes.
15" x 6 1/2"-7"
Beginner/Intermediate
6 hrs. \$45.00



**11D Sun.8am-2pm
Hearth Broom
Mary Normand**

Using either a twisted vine handle or a prepared wood handle, students will create a flattened hearth broom using prepared broomcorn. Special tools: most tools will be provided but a sharp knife is a plus.
3' -4' depending on handle
Beginner
some weaving experience
6 hrs. \$45.00



**18D Sun. 8am-2pm
Beach Bum
Judith Saunders**

This basket begins with a "treasured find" a gift from the sea from Mother Nature. Using a seashell as the base, you will twine your way to a one of a kind sculptural basket. Each basket will include natural and dyed reed with several color choices available. Shells will be provided along with assorted fibers, glass and wood beads. Special tools: an awl or small packing tool.
shells vary in size/ most will be 6" -8"
Intermediate
6 hrs. \$55.00



**12D Sun.8am-12pm
Tom Thumb's Laundry Basket
Joyce B. Smith**

Shaker reproduction of Miniature Laundry basket woven with brown ash on a mold. (mold not included).
Special tools: small sharp scissors, small packing tool.
3" x 2" x 1"
Beginner
some weaving experience
4 hrs. \$45.00



**13D Sun.8am-12pm
Lidded Pine Needle
Pam Talsky**

Students will select their own laser design on red cedar for the lid. The basket is started with a pine needle knot center, beginners may have the option of starting with a wood base to ensure a timely finish. Experience the joy of coiling with specially prepared Glycerin pine needles and artificial sinew. Learning to fit a lid is also what this class is going to accomplish. Special tools: good small sewing scissors, good lighting is needed, an Ott light will be helpful, the rest is provided by the instructor.
2" H x 8" L x 5" W
Beginner/Intermediate/4 hrs. \$60.00



**14D Sun.8am-12pm
Crossing Cultures II
Barbara Weber**

The second in a series of miniature baskets using black ash in a combination of techniques from Shaker and Northwest Coast traditions. The addition of copper is a unique twist that moves this elegant basket from traditional to contemporary. Prior ash experience is very helpful. Special tools: small container for water, microclips, nylon-jaw pliers (optional)
2 1/2" D x 1 5/8" H
Intermediate
4 hrs. \$55.00



**17D Sun.8am-2pm
Willow & Wheat
Sandra Whalen**

This oval basket features a distinct foot border using red willow. These same rods are then used for the border, in a wheat-weaving pattern-hence the name. A fun project. Special tools:
beach or bath towel.

Intermediate
6 hrs. \$85.00
